

**GUIDE TO E-REGISTRATION FOR CANDIDATES PLACED IN OUR UNIVERSITY'S  
UNDERGRADUATE AND ASSOCIATE DEGREE PROGRAMS THROUGH TR-YÖS FOR THE  
2024-2025 ACADEMIC YEAR**

**CONTENTS**

EXPLANATION.....3

CONSIDERATIONS WHILE UPLOADING REGISTRATION DOCUMENTS .....3

STEP 1: PAYMENT OF TUITION FEES.....4

STEP 2: ELECTRONIC REGISTRATION .....4

REGISTRATION DOCUMENTS FOR POST OR CARGO .....8

REGISTRATION DOCUMENTS .....11

CLASS FOR STUDENTS NEWLY REGISTERED .....13

CANDIDATES ENROLLED IN A SAME LEVEL HIGHER EDUCATION PROGRAMS.....14

FOREIGN LANGUAGE EXEMPTION EXAM AND REGISTRATION RENEWAL PROCEDURES.....14

## EXPLANATION

The registration process for candidates placed in our university within the quota for accepting students from abroad will begin at 09:00 on 03.09.2024 and end at 17:00 on 05.09.2024. Registrations will be carried out as detailed below, and candidates are not required to come for the registration process.

➡ **Students who are required to obtain a Residence Permit after being placed our university must have entered Turkey with their passport during the e-registration week. (The Residence Permit E-Application Form filled out at <https://e-ikamet.goc.gov.tr> between 5-9 August 2024 and the pages of the Passport showing that the ID and the entry into Turkey will be requested as Registration Document). Since other Identity Documents will not be accepted, your registration will not be completed.**

➡ **Our candidates can get their student numbers and passwords over the <https://yutys.ege.edu.tr> system to enter the Electronic Registration System (<https://obys.ege.edu.tr/ogrenci/ogr0712/default.aspx?lang=tr-TR>) where electronic registrations are made.**

**For the fee payment process and other student transactions, you must log in to <https://kimlik.ege.edu.tr> by writing your student number in the username and password section when you first log in.**

### CONSIDERATIONS WHILE UPLOADING REGISTRATION DOCUMENTS

There are two ways for candidates who want to combine more than one document and upload it to the system. Files in jpg format can be uploaded to the system after being pasted into a Word file and saved as pdf. Be sure to paste the documents in the same Word file, one page each. For pdf format files, candidates can combine their documents and upload them to the system using pdf merging sites on the internet.

**\* Candidates who have not received their high school diploma can submit their Interim Certificate of Graduation.**

**\*\* Candidates of Turkish nationality who have completed high school abroad and graduated by receiving face-to-face education should upload the document stating that they received face-to-face education instead of the foreign-residence document.**

Candidates of Turkish nationality who have been abroad and graduated from open education high school should upload a document of foreign-residence and its Turkish translation approved by notaries in Turkey or Turkish embassies abroad, instead of a face-to-face education document, by making one pdf of them.

**\*\*\* Turkish translations of the documents should be certified from Turkish notary inside or from a Turkish embassy abroad.**

**\*\*\*\* For those who graduate from Turkey/North Cyprus can upload their Turkish/North Cyprus high school diploma substitute for High School Equivalency Certificate and diploma.**

**\*\*\*\*\* For candidates who do not have a high school equivalence certificate, residence permit, health committee report/health report, criminal registry record and General Health Insurance (GSS) Provision Document should fill out and signed the conditional registration petition and upload it to the regarding section on registration system. [Click for petition.](#)**


- Candidates who do not have a "Financial Guarantee Letter" document are required to fill in and sign the conditional registration petition, select the "Financial Guarantee Letter " from the document types in the registration system, and upload this petition. [Click for petition.](#)

- Forms (information form, final registration form and Commitment form) should be added to the petition (Dilekçe) field.- [Click for](#) the Petitions.

[Click for](#) registration documents.

**STEP 1: PAYMENT OF TUITION FEES** Candidates must pay their tuition fees to complete their registration. Candidates who have secured a place must complete their electronic registration (pre-registration) by paying the announced semester tuition fees during the registration dates. Candidates can pay the tuition fee at any branch or ATM of HALK BANK by entering their 11-digit student number or over e-registration system. You can access the tuition fees via the following link: [https://oidb.ege.edu.tr/h-22497/2024-2025\\_yurtdisindan\\_kabul\\_edilen\\_ogrencilerin\\_ogrenim\\_ucretleri.html](https://oidb.ege.edu.tr/h-22497/2024-2025_yurtdisindan_kabul_edilen_ogrencilerin_ogrenim_ucretleri.html)

**STEP 2: ELECTRONIC REGISTRATION** Candidates who have paid their fees should obtain their student numbers and passwords from the <https://yutys.ege.edu.tr> system. Then, they need to log in with their student number and password via the link <https://obys.ege.edu.tr/ogrenci/ogr0712/default.aspx?lang=tr-TR> When accessing the e-registration system, candidates must select the "Foreign National" tab regardless of their nationality.



By clicking the "Start Registration" (Kaydı Başlat) button on the screen that opens, they can start their e-registration process.

Yerleşmeye hak kazanılan programlar						
Öğrenci no.	Program	Kayıtlanma şekli	Durum	Başvuru durumu	Başvuru tarihleri uygun mu?	
<a href="#">Kaydı başlat</a>	01200000005	Tıp Fakültesi / Tıp Fakültesi / Lisans ve Yüksek Lisans	YÖS ile eğitime alınan	Kayıtlanmayan	<a href="#">Evet</a>	

Candidates will click the “Select” button in the “General Information” section to upload their photos and enter their email addresses, then click the “Send Verification Code (email)” button. After this, the system will send a verification code to the candidates’ email addresses. Candidates will enter the code in the “Verification Code” section to complete the verification.

Candidates must upload their photos in the photo section on the opened screen. Candidates who are unable to upload their photos should right-click on the area where the photo is to be uploaded and select “allow.”

Doğrulama kodu (e-posta):

[E-posta doğrula](#) [Doğrulama kodu \(e-posta\) gönder](#)

**Önemli!** Girdiğiniz e-posta adresine **Doğrulama kodu (e-posta) gönder** butonuna tıklayarak doğrulama kodu gönderiniz. E-posta adresinize gelen doğrulama kodunu **Doğrulama kodu (e-posta)** alanına girerek **E-posta doğrula** butonuna tıklayarak doğrulayınız.

---

**Belgeler**

**Önemli!** Bir belge tipi için birden fazla dosyanız var ise bu dosyaları bir klasör içine atıp sonra o klasörü sıkıştırıp (7zip, winzip, winrar) sisteme yükleyiniz. Yada elinizdeki dosyalar resim dosyaları ise jpg2pdf sitesinden JPG to PDF sekmesi üzerinden resim dosyalarınızı birleştirip pdf olarak sisteme yükleyebilirsiniz.

Durum detayı:

Belge tipi:

Belge:

[Listeye ekle](#)

Belge tipi	Yükleme tarihi

[Kaydı tamamla](#)

**Candidates logging into the system, from the Status Detail (Durum Detayı) tab in the "Documents" (Belgeler) section will choose one of the options listed below that fits their situation;**

- Only those who have foreign nationality (Foreign candidates who have not been a Turkish citizen before)
- Those who are foreign nationals by birth and subsequently acquire Turkish citizenship
- Those who are Turkish citizens by birth or dual nationals, one of which is a Turkish

citizenship by birth, and who have studied the last three or all years of high school abroad (including Turkish schools abroad, except for the TRNC).

- Those who renounced Turkish citizenship without obtaining a blue card
- Those who renounced their Turkish citizenship by obtaining a blue card
- Turkish Republic of North Cyprus citizens

On this screen, after selecting the "Document Type" (Belge Tipi), you can select the document you will upload from among the saved files on your computer with the "Select" button just below it. Then you can upload it to the system by clicking the "Add to list" button. After all the necessary documents for your registration are uploaded to the system, you can complete your e-registration with the "Complete Registration button".

➡ **If you do not enter all the documents defined for the detail situation you selected, the system will not complete your registration.**

After clicking the "Complete Registration" (Kaydı tamamla) button, the status of the candidate will change to "Waiting for Approval" (Onay Bekleniyor) in the registration system.

Durum	Başvuru durumu	Başvuru tarihleri uygun mu?
Kayıtlanmayan	<b>Onay Bekleniyor</b>	<b>Evet</b>

Documents added to the system will be checked by the registration staff and if they are not suitable, an explanation will be written and a re-arrangement will be requested from the candidate.

➔ **Registration of candidates for re-arrangement has not been completed. In this case, a warning will appear as follows.**

Durum	Başvuru durumu	Başvuru tarihleri uygun mu?
Kayıtlanmayan	Düzenleme bekleniyor	Evet

For applications whose application status is displayed as "Pending editing" (Düzenleme Bekleniyor), candidates will make an application editing by clicking the "Start Registration" button again. In the "Messages" section just below, the explanation of the registration staff regarding the arrangement to be made can be seen. In this case, candidates must make a re-arrangement for registration. After making arrangements as requested by the registration staff, the candidate will enter the registration system, delete the old document requested to be edited, upload the new document and press the "Complete Registration" button. In this case, the status of the candidate will appear in the registration system as "Waiting for approval after editing".

➔ **In this respect, it is very important for candidates to check their registration status on the registration system.**

E-registration will be completed after the registration application approved by the registration staff. In this case, a "Registration Complete" (Kayıt Tamamlandı) warning will appear in the candidate's registration system.

Program	Kayıtlanma şekli	Durum	Başvuru durumu	Başvuru tarihleri uygun mu?
İletişim Fakültesi / Radyo - Televizyon ve Sinema / Lisans	YÖS ile eğitime alınan	Aktif Değil	Kesin kayıt tamamlandı	Evet

**THOSE WHO COMPLETE THEIR ELECTRONIC REGISTRATION THROUGH THE SYSTEM (THE ONES WHO WILL SEE "REGISTRATION COMPLETED" MESSAGE IN THE SYSTEM) WILL NOT COME TO THE UNIVERSITY FOR REGISTRATION. ALL ONLINE REGISTERED CANDIDATES (WHO SAW THE REGISTRATION COMPLETE MESSAGE IN THEIR SYSTEMS) MUST SEND THEIR ORIGINAL REGISTRATION DOCUMENTS BY MAIL OR CARGO TO POSTAL ADDRESS "ERZENE NEIGHBORHOOD, FACULTY OF SCIENCE, EGE ÜNİVERSİTESİ ÖĞRENCİ İŞLERİ (CAMPUS/ BORNOVA/İZMİR) YABANCI UYRUKLU ÖĞRENCİ İŞLEMLERİ (INTERNATIONAL STUDENTS" UNTILL 16.09.2024.**

- ➡ Once the documents are submitted in full, the student's status will appear as "active" in the registration system.
- ➡ Pre-registrations of candidates who do not send their documents within the deadline will be deleted.
- ➡ Personal/Hand delivery will not be accepted.
- ➡ The candidate is responsible for any lost documents or delays in mail during the document sending stage.
- ➡ Candidates who are required to obtain a Residence Permit will also apply to our University for residence permit application by completing the documents in the link <https://yu.ege.edu.tr/tr-19227/.html> as soon as possible.

## REGISTRATION DOCUMENTS FOR POST OR CARGO

Below, Registration Documents pages have been created under separate headings for candidates who are required to apply for a residence permit, for students of Turkish Republic/TRNC nationality, and for students with blue cards. Our students who will make their registration procedures should print out the "Registration Documents" page of the appropriate heading below, upload all their documents to the e-registration system, prepare the originals of the following documents in a file and send them to Ege University Student Affairs Department by mail / cargo.

The file should be prepared completely according to the document order below, the document sequence number should be written on each document with a pencil, no staples should be used, the

"Registration Documents" page below should be filled in and signed, then placed at the top of the file, and photographs should be attached with paper clips. All documents must be placed in a transparent bag inside the file.

Candidates must submit a document from the Turkish Language Teaching Center/Unit of the Universities in Turkey or Yunus Emre Institute showing that they have at least C1 level Turkish language skills. Candidates who graduated from Turkish high schools affiliated to the Ministry of National Education are exempted from Turkish preparatory education. Students who are TRNC citizens are exempted from Turkish preparatory education provided that they present a TRNC identity card and a transcript and diploma showing that they have completed at least the last 3 (three) years of their secondary education in the country in question in the educational institutions attended by the citizens of that country. Those who cannot provide Turkish language proficiency are obliged to raise their Turkish level to a sufficient level within 1 year in which they will be deemed to be on leave in order to start education, and until the beginning of the academic year following this period, they must document that they have at least C1 level Turkish knowledge from Ege University Turkish World Studies Institute Turkish Language Teaching Unit (TÖBİR). All foreign national candidates who will prefer the following Vocational Schools must document that they meet the following conditions.

### **\* Urla Maritime Vocational School**

All candidates who will enroll in the **Maritime Transportation and Management Program;**

-Must be a Turkish citizen, -Must meet the legal requirements of the Regulation on Seafarers and Pilots and the Seafarers and Pilots Training and Examination Directive regarding Registration and Health Conditions in Educational Institutions, -Must have the "Seafarer Eligibility Health Report" obtained from Turkey approved at the Health Inspection Center and obtain a Seafarer Health Attendance Certificate in accordance with the procedures and principles set out in the Seafarers Health Directive published by the General Directorate of Health of the Borders and Coasts.



All candidates who will enroll in the **Underwater Technology Program of Urla Maritime Vocational School**;- They are required to obtain a medical report from state hospitals in Turkey or private health institutions (Hyperbaric Oxygen Treatment Centers) in Turkey that have underwater physicians.

**Aviation Vocational School;**

Candidates who will enroll in **Civil Air Transportation Management**;

Not having any Criminal Record or Criminal Record Archive Record that would prevent him/her from obtaining an airport entrance card.

To obtain a committee report (hearing loss / deficiency, vision loss / deficiency, etc.) from a full-fledged hospital in Turkey, provided that it has been taken within the last 6 months, that there is no health problem that will prevent him/her from performing the profession and / or the duty assigned in the profession,

Candidates who will enroll in the **Aviation Vocational School Aircraft Technology program**;

Not having any Criminal Record or Criminal Record Archive Record that would prevent him/her from obtaining an airport entrance card.

It is required to obtain a committee report (color blindness, hearing loss / deficiency, vision loss / deficiency, etc.) from a full-fledged hospital in Turkey within the last 6 months that there is no health problem that will prevent him/her from performing the profession and / or the duty assigned in the profession.

## REGISTRATION DOCUMENTS

### (Turkish Republic / Dual nationals, one of whose nationality is Turkish Republic, who are Turkish Citizens by birth and completed high school abroad)

- 1.) 2 Biometric Photos (photos must have been taken within the last six months),
- 2.) Bank receipt showing that you have paid the tuition fee for the program you have been placed in, 3.) Copy of Turkish ID Card or Passport certified by Turkish notaries or Turkish embassies in Turkey,
- 4.) Original High School Diploma,
- 5.) Original High School Transcript,
- 6.) Original Turkish translation of the High School Diploma certified by a notary public or Turkish embassy in Turkey ,
- 7.) Original Turkish translation of the high school transcript certified by a notary public or Turkish embassy in Turkey ,
- 8.) Original High School Equivalency Certificate, (If the candidate is in Turkey; it will be obtained from the Ministry of National Education or Provincial Directorates of National Education, if the candidate is outside Turkey; it will be obtained from the Turkish Embassy / Consulate in the country where the candidate is located)
- 9.) For Turkish nationals who completed their entire high school education abroad;
  - a) Official letter from the school stating that the high school education was face-to-face (original Turkish translation certified by a notary public or Turkish embassy in Turkey)
  - b) Originals of the barcoded document showing passport entries and exits obtained via e-government,
- 10.) For candidates of Turkish nationality who graduated from open education high school by being abroad;
  - a) Barcoded document showing passport entries and exits obtained through e-government,
  - b) The original of the certificate of residence abroad for the period of study and its original Turkish translation certified by a notary public or Turkish embassy in Turkey,
- 11.) Turkish C1 certificate obtained from Turkish language teaching centers of universities in Turkey or Yunus Emre Institutes abroad (Turkish/Turkish Republic of Turkey high school graduates will be exempt from Turkish language) \*
- 12.) Wet signed originals of the enrollment forms (a) Information Form, b) Final Registration Form, c) Certificate of Commitment)
- 13.) Financial Guarantee Letter
- 14.) TR-YOS Result Sheet and TR-YOS Application Form

Name Surname

Date-Signature

**Note:** After the approval of the uploaded documents, you must send the originals of your registration documents to the Registrar's Office by mail / cargo until the document delivery date announced on the website of our Presidency.

\* Students who are TRNC citizens are required to present a TRNC ID and a transcript and diploma showing that they have completed at least the last 3 (three) years of their secondary education in the country in question, in educational institutions attended by the citizens of that country.

All the above documents should be listed in a file with their numbers written on them in pencil, and this page should be signed and placed at the top of the file.

## REGISTRATION DOCUMENTS

### (Foreign Nationals who are obliged to obtain a Residence Permit/Foreign Nationals who have subsequently acquired Turkish Citizens/Haymatlos/ TRNC Citizens)

- 1.) 2 Biometric Photos (photos must have been taken within the last six months).
- 2.) Bank receipt showing that you have paid the tuition fee for the program you have been placed.
- 3.) Original Turkish translation of the passport certified by a Notary Public or Turkish embassy in Turkey, (For candidates who are required to obtain a Residence Permit, the Notary Public or Embassy approval must include all pages of the passport with identification information and visa information, as well as all pages with country entry and exit information).
- 4.) e-Residency Application Form taken from the internet address [www.goc.gov.tr](http://www.goc.gov.tr) (It will not be requested from those who have acquired Turkish citizenship)
- 5.) Proof of General Health Insurance / proof of health insurance (will not be requested from those who have acquired Turkish citizenship)
- 6.) Residence permit (for foreigners who are not naturalized Turkish citizens)
- 7.) Original high school diploma and high school transcript.
- 8.) Original Turkish translations of the high school diploma and transcript certified by a notary public or Turkish embassy in Turkey.
- 9.) Original High School Equivalency Certificate (If the candidate is in Turkey; it will be obtained from the Ministry of National Education or Provincial Directorates of National Education, if the candidate is outside Turkey; it will be obtained from the Turkish Embassy / Consulate in the country of residence).
- 10.) Turkish C1 certificate obtained from Turkish language teaching centers of universities in Turkey or Yunus Emre Institutes abroad.
- 11.) For candidates who are foreign nationals by birth and later acquired Turkish citizenship, the original of the "Population Record Sample with Vukuat" document from the Population Directorate showing the date of acquisition of Turkish citizenship,
- 12.) For TRNC citizens GCE AL result sheet and Turkish translation of it certified by Turkish Notary Public in Turkey or Turkish embassy
- 13.) TR-YOS Result Sheet and TR-YOS Application Form
- 14.) Wet signed originals of the enrollment forms.
  - a) Information Sheet,
  - b) Final Registration Form,
  - c) Certificate of Commitment
  - d) Financial Guarantee Letter

Name Surname

Date-Signature

**Note:** After the approval of the uploaded documents, you must send the originals of your registration documents to the Registrar's Office by mail / cargo until the document delivery date announced on the website of our Presidency.

All the above documents should be listed in a file with their numbers written on them in pencil, and this page should be signed and placed at the top of the file.

**REGISTRATION DOCUMENTS**  
**(Blue Card Holders/Those Who Renonced Turkish Citizenship**  
**Without Obtaining A Blue Card)**

- 1.) 2 Biometric Photos (photos must have been taken within the last six months),
- 2.) Bank receipt showing that you have paid the tuition fee for the program you have been placed in,
- 3.) A copy of the Blue Card certified by notaries or Turkish embassies in Turkey,
- 4.) Original Turkish translation of the passport certified by a Notary Public or Turkish embassy in Turkey,
- 5.) Original High School Diploma,
- 6.) Original High School Transcript,
- 7.) Original Turkish translation of High School Diploma certified by a notary public or Turkish embassy in Turkey,
- 8.) Original Turkish translation of the high school transcript certified by a notary public or Turkish embassy in Turkey,
- 9.) Original High School Equivalency Certificate, (If the candidate is in Turkey; it will be obtained from the Ministry of National Education or Provincial Directorates of National Education, if the candidate is outside Turkey; it will be obtained from the Turkish Embassy / Consulate in the country of residence).
- 10.) Turkish C1 certificate obtained from Turkish language teaching centers of universities in Turkey or Yunus Emre Institutes abroad (Turkish/Turkish Republic of Turkey high school graduates will be exempt from Turkish language),
- 11.) Financial Guarantee Letter (The financial guarantee letter, which is among the registration documents, must be filled out and signed by the student before registration and submitted to us).
- 12.) TR-YOS Result Sheet and TR-YOS Application Form
- 13.) Wet signed originals of the enrollment forms.
  - a) Fact Sheet,
  - b) Final Registration Form,
  - c) Certificate of Commitment
  - d) Financial Guarantee Letter

Name Surname

Date Signature

**Note:** After the approval of the uploaded documents, you must send the originals of your registration documents to the Registrar's Office by mail / cargo until the document delivery date announced on the website of our Presidency.

All the above documents should be listed in a file with their numbers written on them in pencil, and this page should be signed and placed at the top of the file.



Students sent their registration documents should check their status to be activated or not over <https://obys.ege.edu.tr/ogrenci/ogr0216/default.aspx?lang=tr-TR> website or should check it in the "My Information" (Bilgileirm) section in the OBYS tab in the [www.kimlik.ege.edu.tr](http://www.kimlik.ege.edu.tr) system. All responsibility for following the process belongs to the student.

### CLASS FOR STUDENTS NEWLY REGISTERED


The duration for foreign language preparatory education including Turkish, is 2 years in total.

The classes of registered candidates vary depending on whether they know Turkish or not. **The classes of candidates who do not know Turkish will be Turkish preparatory education, they cannot start their education.** Candidates who do not have a Turkish C1 certificate or who are not graduates of Turkish high school must fill in and sign their Turkish preparatory class petitions and upload them to the system. **Click for the petition for the Turkish preparatory class.**

Students with Turkish C1/C2 level certificate from Turkish Language Center of universities in Turkey or Yunus Emre Institute and students who graduated from Turkish/North Cyprus high school are exempt from Turkish language preparation period. They can start their education. To be exempt from Turkish preparation education they should upload their Turkish certificate or diploma. In this group of students those who enrolled in departments with a compulsory English/German Preparatory program will be shown "Foreign Language Preparation Class" with class number 0 in the system.

**Programs with compulsory foreign language preparatory education period** are as follows:

- **Çeşme Tourism Faculty**
- Tourism Guide
- **Faculty of Science (All departments)**
- **Faculty of Economics and Administrative Sciences (All departments)**
- **Faculty of Engineering (All departments)**
- **Faculty of Literatures**
  - English Language and Literature
  - German Language and Literature
  - American Culture and Literature
  - English Translation and Interpretation
  - German Translation and Interpretation
  - Psychology
- **Faculty of Nursing**
- **Faculty of Education**
  - Psychological Counseling and Guidance
- **Aviation Higher Vocational School (All departments)**


 **Students in programs with an optional foreign language preparatory program are required to fill in the relevant form** at <http://www.ydy.ege.edu.tr> (the form will be active on the registration date) and indicate whether they want to take a foreign language preparatory education. Results for applications will be announced on <http://www.ydy.ege.edu.tr> website.

## **CANDIDATES ENROLLED IN A SAME LEVEL HIGHER EDUCATION PROGRAMS**

According to the decisions of the Council of Higher Education of Turkey students can not attend two undergraduate or two associate degree programs at the same time excluding Open Education and Distance Education programs. This situation of the candidates will be examined through the YÖKSİS system. In case of finding a situation described above, the candidate will be asked to choose only one program. If the candidate decide to continue his or her education at our university, he or she will need to deregister from the other program. Candidates who do not have YU or a TR ID number will be asked for documents stating that they canceled their registration from the relevant university.

## **FOREIGN LANGUAGE EXEMPTION EXAM AND REGISTRATION RENEWAL PROCEDURES**

The dates of the Foreign Language Exemption Exam are given below. For detailed information, you can look at [www.ydy.ege.edu.tr](http://www.ydy.ege.edu.tr) or contact the School of Foreign Languages.

 Foreign language exemption exam dates for newly registered students (for 2024 registered students) are 03 September 2024. Students must apply for foreign language exemption exam at least 2 weeks before the exam date over [www.kimlik.ege.edu.tr](http://www.kimlik.ege.edu.tr)

Students who have completed the registration process, and enrolled in the foreign language preparatory class or the 1st class, will pay their fees within the registration renewal dates and complete the registration renewal / course selection process.

Candidates can learn the “Academic Calendar” including registration renewal dates from <https://kimlik.ege.edu.tr>

In the registration renewal process, students are required to write their student numbers both user name and password sections via <https://kimlik.ege.edu.tr>

Students should then make their course selections by entering Course Selection / Registration Renewal link over <https://kimlik.ege.edu.tr>. The student number should be written in both username and password section when logging into the system. Students must complete the registration renewal process by selecting the courses from the Offered Courses section, adding the courses, and sending the courses from the Selected Courses section to the approval of their academic advisor.